


# တံး Shan Keyboard

## Desktop



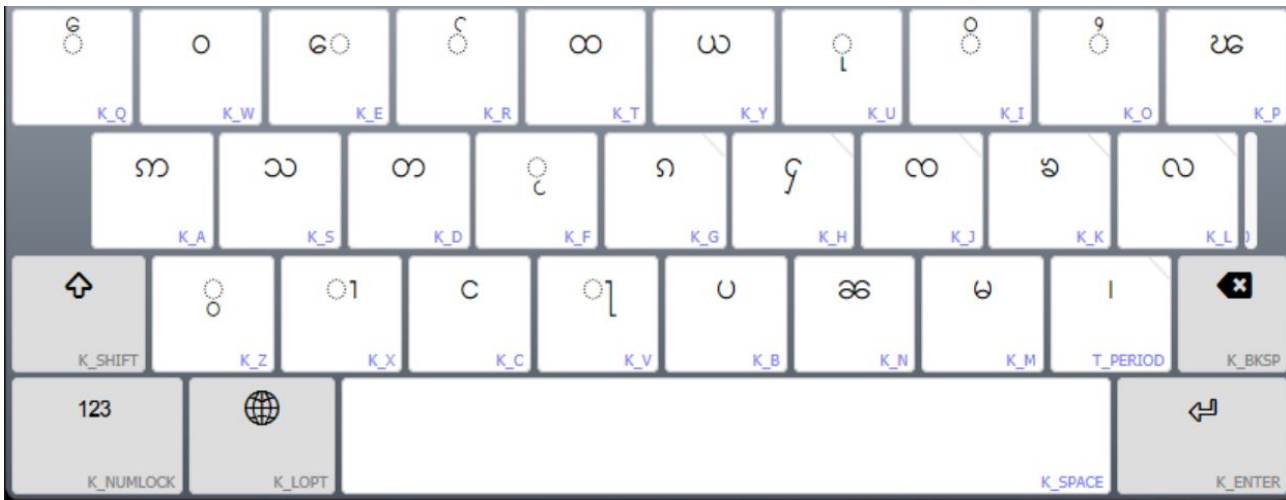
### 1. The Shan keyboard layout



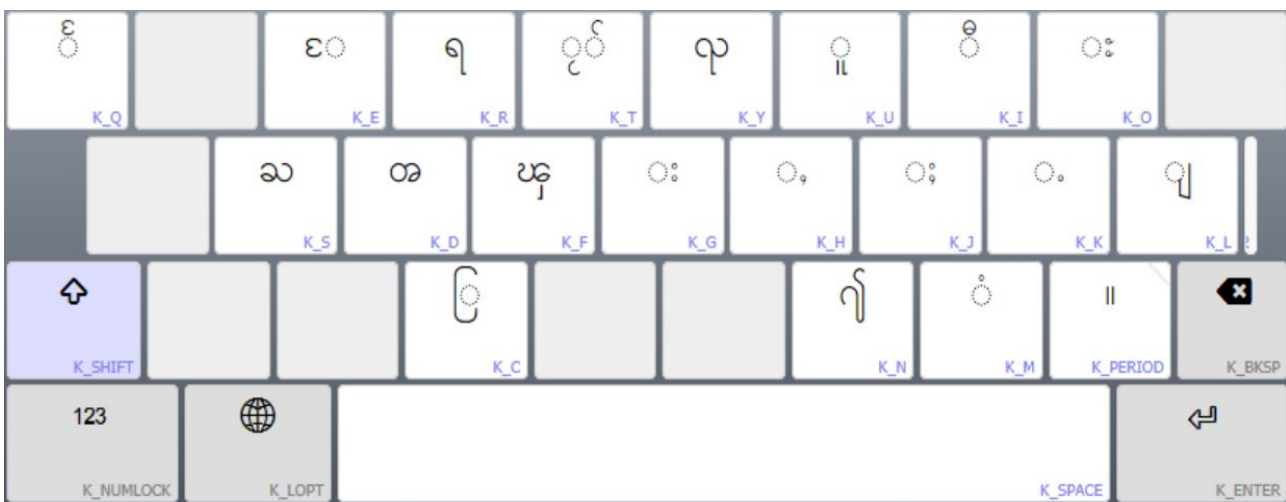
### 2. The Shan keyboard layout with Shift key pressed

**Note: On the desktop, number keys = Arabic numbers, Ctrl+number = Shan numbers, Alt+number = Burmese numbers.**

## Mobile



1. The Shan keyboard layout for Mobile devices (tables/phones), note it is slightly different than the desktop version due to layout



2. The Shan keyboard layout for Mobile devices (tables/phones), with Shift key pressed

Note: On mobile platforms, the tone marks are on the shift layer, additionally, for those who prefer it, they are also on the g-l keys through long-pressing/popup the keys, i.e. long press g give you the option for ◌◌ Long press h give you the option for ◌◌ etc.

Long press on the period key will give you access to a number of punctuations.

Long press on the number keys give you access to Burmese/Shan numbers.

When long-pressing/popup, you need to slide finger to the desired character then release.

## Unicode Fonts

The following fonts have been installed on your computer: **Padauk**

Please use these fonts when typing in your language as they have been specially built to represent your language as accurately as possible. The Padauk font is developed SIL, used under SIL Open Font License.

<http://software.sil.org/padauk/>

## Downloads

[Download a pdf of the keyboard layout](#)